



NOBLELIFT

Material Handling

ATOM

**ATOM Lithium-Iron
Powered Pallet truck**

NOBLELIFT INTELLIGENT EQUIPMENT CO., LTD

ATOM PTE15Q-B Electric Pallet Truck



www.noblelift.com

Ergonomic & Smart Tiller Design

The design of the tiller of PTE15Q trucks is based on the performance of the trucks, and it can fulfill all the set functions.

The tiller integrated with a variety of functions is easy to operate. The LCD displays the battery charge level and the fault code, which makes the truck condition clear at a glance and the truck management safer. All the switch buttons are integrated in the handle and can be easily reached by operators.



PTE15Q-B Standard Configuration



The structure of the truck is more compact than the traditional manual and semi-electric products, and is more efficient. It provides customers with a new solution that can replace manual and semi-electric products. More importantly, it can greatly reduce the physical damage to the operators caused by the long-term drag or lifting and lowering operation comparing to the traditional manual products. The light weight of the truck, without sacrificing the strength of frame, is very suitable for the applications where the truck weight is important.



Gradeability performance & Robustness

The frame of the PTE15Q truck is surrounded by steel covers making the truck looking different and also ensuring the protection of components.



Forks of the truck with special shape for easy entrance and exit from pallets. Full length double sided C-shape reinforcements of forks significantly increase the strength and rigidity of the chassis.

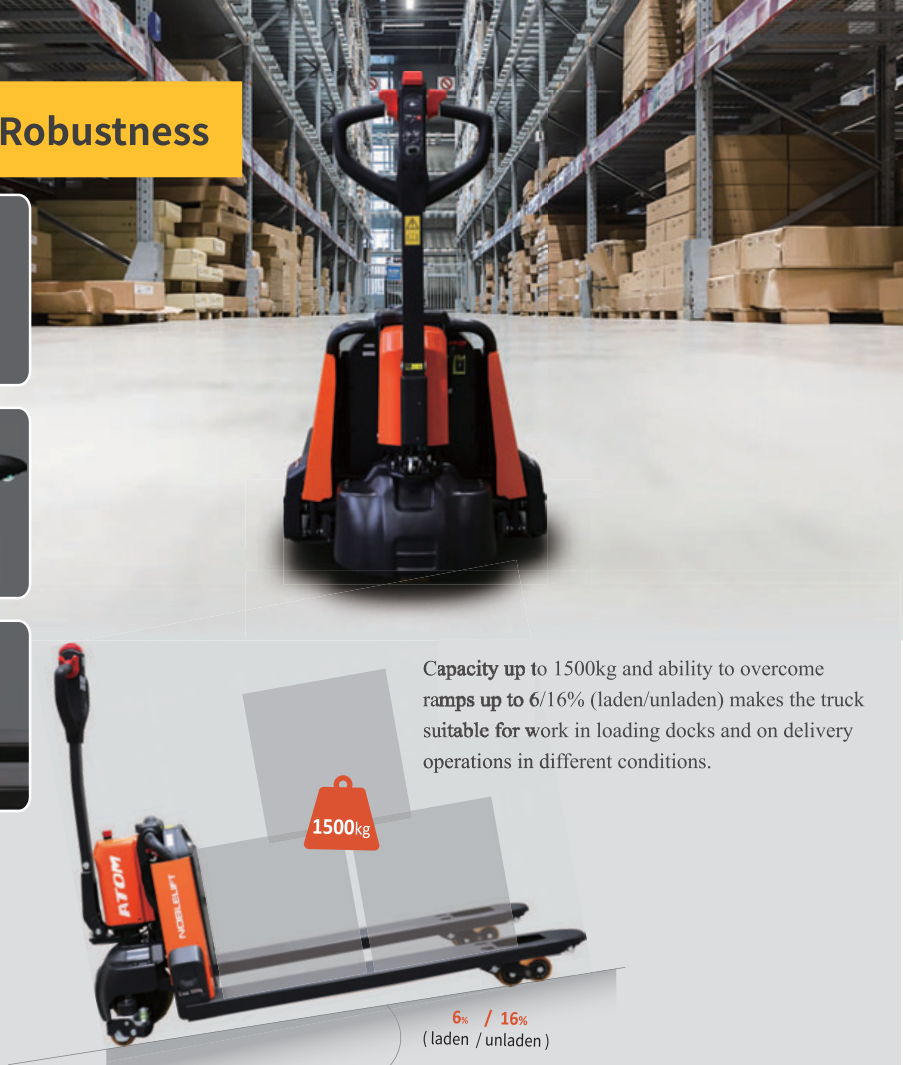


Strong steel apron protects the operator's feet during work and secures the truck's components from collisions.



Robust & Smart Design of Chassis

Strong and compact structure of chassis helps to ensure long life-time of the truck, without sacrificing the truck's weight or putting under question the strength of frame.




Capacity up to 1500kg and ability to overcome ramps up to 6/16% (laden/unladen) makes the truck suitable for work in loading docks and on delivery operations in different conditions.

1500kg

6% / 16%
(laden / unladen)

Maintenance Friendly

Drive Motor with Intelligent Control



There are no hoses or pipes used in the hydraulic lifting circuit which significantly improves reliability and reduces the amount of potential problems related to leakages through connectors or their seals.

The truck is equipped with intelligent controller and CAN-bus technology making the diagnostic and troubleshooting easier.

Each battery can be diagnosed via CAN connection with the help of special software tool, the software can provide information about the battery condition.

CAN-bus



Optional stability casters for great stability for fragile good transportation.



Smart & Replaceable Batteries for Pallet Trucks

Optional different battery capacities from 20Ah to 40Ah for various applications.

The PTE15Q trucks are equipped with maintenance-free Li-ion batteries, and optional capacities for various applications are available. With its fast charging and opportunity charging features (charge wherever you want and as long as time allows), the operation time can be extended significantly. All pallet trucks' batteries are located in battery compartments securely, any possibility of movements is excluded, therefore, the reliability of power supply is guaranteed.

Light weight of the battery and the easiest way of fast battery replacement allows even a female operator to replace.



Smart battery positioning and lock for great fixation and safety

Manage Your Working Time with Selection of Different Batteries and Chargers.



Socket on battery case for easy battery charging without necessity to take the battery out.

The PTE15Q trucks will automatically cut off the power supply, while the charger is connected with the battery charging socket, even if the charger is disconnected from the power outlet. Therefore, the safety is ensured and the possibility to damage the charger is excluded.



Min. 2 hours charge | Excellent Working Time

Optional

All Li-ion batteries are equipped with on-board Battery Management System (BMS), which provides mandatory control of all important parameters of the battery during charging and operation. With this control, the safety of Li-ion battery during the whole life-cycle is guaranteed. The Li-ion batteries are certified according to international safety transportation (by sea and by air) and operation standards. The BMS communicates with control system of the truck via CAN, the support of the CAN protocols allows to monitor the condition of the battery and make its diagnosis with help of special software which is available for our partners.

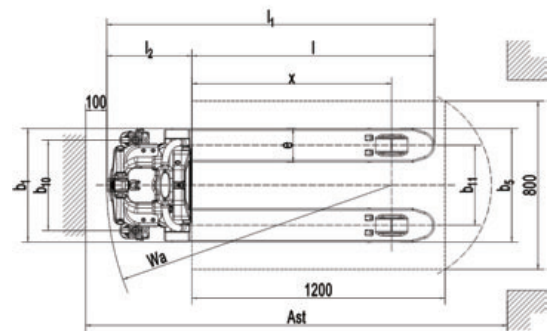
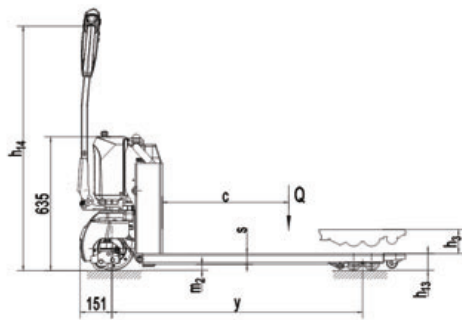


PTE15Q

● 1.5T Capacity **Li-ion**

- Perfect for light-duty applications.
- Compact and robust design.
- Light service weight.
- Fast-charging Li-ion batteries.
- Ideal for use on retail stores and lorries.
- Easy-battery replacement.





Type Sheet for Industrial Truck acc. To VDI 2198

Distinguishing mark

1.2	Manufacturer's type designation		PTE15Q
1.3	Drive		Battery
1.4	Operator type		Pedestrian
1.5	Load Capacity / rated load	Q (t)	1.5
1.6	Load centre distance	c (mm)	600
1.8	Load distance ,centre of drive axle to fork	x (mm)	947
1.9	Wheelbase	y (mm)	1189

Weight

2.1	Service weight	kg	127	131
2.2	Axle loading, laden front/rear	kg	626 / 1001	629 / 1002
2.3	Axle loading, unladen front/rear	kg	99 / 28	102 / 29

Tyres, chassis

3.1	Tires		Polyurethane (PU)	
3.2	Tire size, front	Øxw (mm)	Ø 210×75	
3.3	Tire size, rear	Øxw (mm)	Ø 80×70 (Ø 80×93)	
3.4	Additional wheels(dimensions)	Øxw (mm)	-/Ø 80×30	
3.5	Wheels,number front/rear(x=driven wheels)		1x/ 2(1x/ 4) 或 1x +2/ 2(1x +2/ 4)	
3.6	Tread, front	b10 (mm)	-/430	
3.7	Tread, rear	b11 (mm)	380	525

Dimensions

4.4	Lift	h3 (mm)	115	
4.9	Height of tiller in drive position min./ max.	h14 (mm)	655 / 1160	
4.15	Height, lowered	h13 (mm)	80	
4.19	Overall length	l1 (mm)	1543	
4.20	Length to face of forks	l2 (mm)	393	
4.21	Overall width	b1 (mm)	540	685
4.22	Fork dimensions	s/e/l (mm)	50 / 160 / 1150	
4.25	Width Across Forks	b5 (mm)	540	685
4.32	Ground clearance, centre of wheelbase	m2 (mm)	30	
4.34	Aisle width for pallets800X1200 lengthways (200mm safe distance)	Ast (mm)	2013	
4.35	Turning radius	Wa (mm)	1340	

Performance data

5.1	Travel speed, laden/ unladen	km/h	4.3/4.9	
5.2	Lift speed, laden/ unladen	m/s	0.015/0.022	
5.3	Lowering speed, laden/ unladen	m/s	0.05 / 0.026	
5.8	Max. gradeability, laden/ unladen	%	6/ 16	
5.10	Service brake		Electromagnetic	

Electric- engine

6.1	Drive motor rating S2 60min	kW	0.75	
6.2	Lift motor rating at S3 10%	kW	0.50	
6.3	Battery acc. to DIN 43531/ 35/ 36 A, B, C, no		No	
6.4	Battery voltage, nominal capacity K5	V / Ah	24 / 20(24 /40)	
6.5	Battery weight	kg	6.5	
6.6	Energy consumption acc. to VDI cycle	kWh/h	0.25	

Addition data

8.1	Type of drive control		DC speed Control	
8.4	Sound level at driver's ear acc. to EN 12053	dB(A)	<70	

Introduction

The new ATOM Lithium powered electric pallet truck is designed under the current industrial trend of light duty and Lithium power solution. It continues the concept of the Edge series pallet trucks with compact and smart design but with a target to minimize the cost in manufacturing to offer a more affordable powered light duty material handling solution to the end users.

The Atom continues to offer the function and solution usually for high-end electric pallet trucks including Can-bus Communication, Fault Code, Battery Discharging Indicator, Drive with the tiller in vertical position, Electric lift and lower control etc., make it the perfect solution for the material handling for retail, small warehouse and so on.

Smart lithium battery for fast charging and opportunity charging, no maintenance needed.

NOBLELIFT CHINA

Add:528 Changzhou Road, Taihu Sub-district,
Changxing, Zhejiang 313100 China
Tel:86-572-6210817 6210311
Fax:86-572-6210777 6128612
Email:info@nobelift.com
Http:www.nobelift.com www.nobelift.cn



Official website



Our Wechat

NOBLELIFT NORTH AMERICA CORP

Add:2461 S Wolf Road
Des Plaines, IL 60018
Tel:001-847-595-7100
Fax:001-847-595-7200
Email:sales@nobeliftna.com
Http:www.nobeliftna.com

NOBLELIFT EUROPE GMBH

Add:Borsigstrasse
9-93082 Barbing Germany
Tel:+49 9401 607930
Fax:+49 9401 6079329
Email:mail@nobelifteurope.com
Http:www.nobelifteurope.com

NOBLELIFT RUSSIA

ООО «Нобелифт Рус»
194292, Санкт-Петербург
Домостроительная ул. 4А офис 301
Тел.: +7-800-700-28-97
Email: sales@nobelift.com.ru
Http: www.nobelift.com.ru